

Results and timing service provided by **TISSOT**

# MONSTER ENERGY GRAND PRIX DE FRANCE

## Qualifying

### Best Partial Times

# Coupe Yamaha


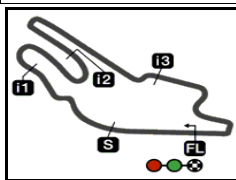
*IT* Ideal Lap Time, sum of the best partial times

*BT* Best Lap Time

<i>T1</i>		<i>T2</i>		<i>T3</i>		<i>T4</i>				<i>IT</i>	<i>BT</i>	
Pos	Rider	Time	Rider	Time	Rider	Time	Rider	Time	Pos	Rider		
	1 H.GIRARDET	38.046	V.CARRIÈ	28.701	V.CARRIÈ	40.214	T.ZAEPFEL	33.056	1	V.CARRIÈ	2'20.378	2'20.824 (1)
	2 D.DA-RÉ	<b>38.163</b>	T.ZAEPFEL	<b>29.165</b>	T.ZAEPFEL	<b>40.956</b>	V.CARRIÈ	<b>33.128</b>	2	T.ZAEPFEL	2'21.961	2'22.431 (2)
	3 A.MUEL	38.268	H.ROBERT	29.331	T.SERRIÈRE	41.303	T.SERRIÈRE	33.516	3	T.SERRIÈRE	2'22.764	2'23.327 (3)
	4 H.ROBERT	<b>38.318</b>	T.SERRIÈRE	<b>29.515</b>	D.DA-RÉ	<b>41.325</b>	H.ROBERT	<b>33.857</b>	4	H.ROBERT	2'22.882	2'24.107 (5)
	5 V.CARRIÈ	38.335	L.MILLET	29.611	H.ROBERT	41.376	H.GIRARDET	33.959	5	H.GIRARDET	2'23.130	2'23.856 (4)
	6 J.NOBLAUX	<b>38.386</b>	H.GIRARDET	<b>29.647</b>	H.GIRARDET	<b>41.478</b>	L.MILLET	<b>34.015</b>	6	D.DA-RÉ	2'23.580	2'25.414 (10)
	7 T.SERRIÈRE	38.430	A.MUEL	29.777	L.MILLET	41.528	H.MOULLON	34.015	7	A.MUEL	2'23.963	2'24.878 (8)
	8 G.COQUIO	<b>38.442</b>	G.COQUIO	<b>29.797</b>	A.MUEL	<b>41.544</b>	D.DA-RÉ	<b>34.177</b>	8	L.MILLET	2'24.163	2'24.243 (6)
	9 F.CHAYNE	38.499	D.DA-RÉ	29.915	E.CEOLOTTO	41.646	G.COQUIO	34.255	9	G.COQUIO	2'24.317	2'24.801 (7)
	10 N.LEROUX	<b>38.628</b>	G.TOSI	<b>29.978</b>	G.COQUIO	<b>41.823</b>	C.GUYOT	<b>34.347</b>	10	H.MOULLON	2'24.649	2'25.535 (11)
	11 H.MOULLON	38.672	F.PACOU	30.021	J.NOBLAUX	41.829	A.MUEL	34.374	11	J.NOBLAUX	2'24.737	2'25.125 (9)
	12 E.CEOLOTTO	<b>38.712</b>	J.NOBLAUX	<b>30.034</b>	H.MOULLON	<b>41.842</b>	J.NOBLAUX	<b>34.488</b>	12	C.GUYOT	2'25.383	2'26.268 (13)
	13 T.ZAEPFEL	38.784	C.GUYOT	30.087	T.PINTO	42.003	F.PACOU	34.742	13	E.CEOLOTTO	2'25.584	2'26.791 (16)
	14 C.GUYOT	<b>38.830</b>	H.MOULLON	<b>30.120</b>	T.EISEN	<b>42.108</b>	T.EISEN	<b>34.768</b>	14	T.EISEN	2'26.128	2'26.128 (12)
	15 T.PINTO	38.894	E.CEOLOTTO	30.161	C.GUYOT	42.119	E.CEOLOTTO	35.065	15	F.PACOU	2'26.473	2'26.694 (15)
	16 T.EISEN	<b>38.954</b>	T.PINTO	<b>30.267</b>	F.CHAYNE	<b>42.295</b>	F.CHAYNE	<b>35.160</b>	16	F.CHAYNE	2'26.496	2'26.558 (14)
	17 L.MILLET	39.009	L.PACOU	30.278	F.PACOU	42.605	T.PINTO	35.350	17	T.PINTO	2'26.514	2'27.039 (17)
	18 F.PACOU	<b>39.105</b>	T.EISEN	<b>30.298</b>	N.LEROUX	<b>42.701</b>	N.LEROUX	<b>35.430</b>	18	N.LEROUX	2'27.509	2'27.935 (18)
	19 L.PACOU	39.279	F.CHAYNE	30.542	A.GALLET	42.760	S.PERNET-COU	35.476	19	L.PACOU	2'28.042	2'28.837 (20)
	20 S.PERNET-COU	<b>39.373</b>	B.HAQUIN	<b>30.664</b>	G.TOSI	<b>42.835</b>	L.PACOU	<b>35.534</b>	20	S.PERNET-CO	2'28.485	2'29.072 (21)
	21 G.TOSI	39.392	N.LEROUX	30.750	S.PERNET-COU	42.885	J.MEYSTER	35.838	21	G.TOSI	2'28.504	2'28.504 (19)
	22 C.ICCARDI	<b>39.553</b>	S.PERNET-COU	<b>30.751</b>	L.PACOU	<b>42.951</b>	B.HAQUIN	<b>35.954</b>	22	A.GALLET	2'29.567	2'30.325 (22)
	23 A.GALLET	39.645	A.GALLET	30.939	E.CARADEC	42.992	A.GALLET	36.223	23	B.HAQUIN	2'29.925	2'30.899 (23)
	24 E.CARADEC	<b>39.685</b>	J.MEYSTER	<b>31.186</b>	J.MEYSTER	<b>43.184</b>	D.BEAULT	<b>36.247</b>	24	J.MEYSTER	2'30.034	2'30.976 (24)

These data/results cannot be reproduced, stored and/or transmitted in whole or in part by any manner of electronic, mechanical, photocopying, recording, broadcasting or otherwise now known or herein after developed without the previous express consent by the copyright owner, except for reproduction in daily press and regular printed publications on sale to the public within 60 days of the event related to those data/results and always provided that copyright symbol appears together as follows below.  
© DORNA, 2015

Le Mans

Results and timing service provided by  TISSOT

4185 m.

## MONSTER ENERGY GRAND PRIX DE FRANCE

Qualifying

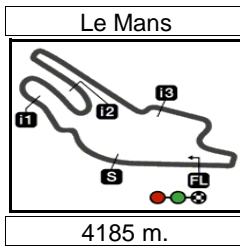
Best Partial Times

## Coupe Yamaha

*IT* Ideal Lap Time, sum of the best partial times*BT* Best Lap Time

<i>T1</i>		<i>T2</i>		<i>T3</i>		<i>T4</i>				<i>IT</i>	<i>BT</i>	
<i>Pos</i>	<i>Rider</i>	<i>Time</i>	<i>Rider</i>	<i>Time</i>	<i>Rider</i>	<i>Time</i>	<i>Rider</i>	<i>Time</i>	<i>Pos</i>	<i>Rider</i>		
25	J.MEYSTER	39.826	C.ICCARDI	31.191	C.ICCARDI	43.231	G.TOSI	36.299	25	C.ICCARDI	2'30.602	2'32.007 (26)
26	B.HAQUIN	<b>39.862</b>	E.CARADEC	<b>31.507</b>	D.BEZAULT	<b>43.252</b>	E.CARADEC	<b>36.617</b>	26	E.CARADEC	2'30.801	2'31.839 (25)
27	D.BEZAULT	39.864	D.BEZAULT	31.667	B.HAQUIN	43.445	C.ICCARDI	36.627	27	D.BEZAULT	2'31.030	2'32.090 (27)
28	E.LUZIO	<b>41.495</b>	A.ROCH	<b>32.235</b>	A.ROCH	<b>45.049</b>	L.VAUDRY	<b>37.150</b>	28	L.VAUDRY	2'36.480	2'37.153 (28)
29	A.ROCH	41.616	L.VAUDRY	32.456	L.VAUDRY	45.127	A.ROCH	37.711	29	A.ROCH	2'36.611	2'37.306 (29)
30	L.VAUDRY	<b>41.747</b>	V.NATUREL	<b>33.149</b>	E.LUZIO	<b>45.518</b>	E.LUZIO	<b>37.833</b>	30	E.LUZIO	2'39.038	2'39.870 (30)
31	V.NATUREL	42.028	E.LUZIO	34.192	V.NATUREL	45.901	V.NATUREL	38.823	31	V.NATUREL	2'39.901	2'40.962 (31)
32	T.PERNET-COUD	<b>43.972</b>	T.PERNET-COUD	<b>39.142</b>	T.PERNET-COUD	<b>50.020</b>	T.PERNET-COUD	<b>43.019</b>	32	T.PERNET-CO	2'56.153	2'56.169 (32)





Results and timing service provided by **TISSOT**

# Coupe Yamaha

## MONSTER ENERGY GRAND PRIX DE FRANCE

### Qualifying

### Chronological Analysis of Performances

P Crossing the finish line in pit lane		T1 Time from finish line to 1st intermediate		T2 Time from 1st intermed. to 2nd intermed.		T3 Time from 2nd intermed. to 3rd intermed.		T4 Time from 3rd intermediate to finish line					
Lap	Lap Time	T1	T2	T3	T4	Speed	Lap	Lap Time	T1	T2	T3	T4	Speed
<b>1st</b>	<b>47</b>	<b>Vincent CARRIÈ</b>		Coupe Yamaha		FRA		Runs=1		Total laps=7		Full laps=6	
1	3'02.839	1'15.856	30.791	41.473	34.719		1	2'43.881	54.907	30.670	42.515	35.789	
2	2'22.331	38.651	28.854	40.657	34.169	114.1	2	2'28.939	39.009	29.923	42.569	37.438	118.5
3	2'22.809	38.563	29.001	40.823	34.422	115.0	3	2'25.924	40.173	29.849	41.847	34.055	116.4
4	2'21.421	38.368	29.306	40.613	33.134	121.0	4	2'24.243	39.010	29.611	41.590	34.032	116.8
5	2'20.824	38.335	28.701	40.577	33.211	116.1	5	2'26.427	39.057	30.675	41.549	35.146	119.0
6	2'22.686	38.920	29.605	41.033	33.128	121.3	6	2'25.860	39.388	29.878	41.912	34.682	114.8
7	2'21.198	38.769	29.041	40.214	33.174	114.6	7	2'24.832	39.374	29.915	41.528	34.015	115.2
<b>2nd</b>	<b>25</b>	<b>Tanguy ZAEPFEL</b>		Coupe Yamaha		FRA		Runs=1		Total laps=7		Full laps=6	
1	2'26.615	40.014	30.979	41.692	33.930		1	2'29.215	41.352	30.759	42.233	34.871	
2	2'22.431	38.921	29.165	40.956	33.389	115.7	2	2'24.801	38.442	29.991	41.906	34.462	120.0
3	2'23.353	39.507	29.326	41.396	33.124	114.2	3	2'26.429	38.917	30.259	41.964	35.289	118.7
4	2'22.964	39.496	29.194	41.218	33.056	113.4	4	2'25.912	39.502	29.918	41.823	34.669	115.0
5	2'22.679	38.784	29.610	41.081	33.204	114.6	5	2'26.006	39.545	29.797	42.104	34.560	113.9
6	2'22.873	39.192	29.220	41.128	33.333	114.2	6	2'26.909	39.894	30.489	42.271	34.255	113.1
7	2'25.732	39.742	29.385	41.659	34.946	111.9	7	2'25.384	39.193	29.858	42.074	34.259	114.4
<b>3rd</b>	<b>33</b>	<b>Théo SERRIÈRE</b>		Coupe Yamaha		FRA		Runs=1		Total laps=7		Full laps=6	
1	2'24.971	38.430	30.444	41.968	34.129		1	3'04.335	1'16.006	31.153	42.374	34.802	
2	2'24.835	39.115	29.819	42.061	33.840	115.0	2	2'26.231	39.351	29.897	42.109	34.874	114.5
3	2'23.441	38.927	29.675	41.323	33.516	116.4	3	2'26.321	39.381	30.531	41.991	34.418	113.2
4	2'23.327	38.683	29.679	41.303	33.662	117.5	4	2'24.878	39.097	29.863	41.544	34.374	114.8
5	2'24.179	38.818	29.708	41.501	34.152	116.6	5	2'25.760	38.268	30.272	41.884	35.336	119.9
6	2'26.558	40.541	29.912	41.787	34.318	114.3	6	2'26.059	39.689	29.777	41.882	34.711	115.4
7	2'25.016	39.609	29.515	41.807	34.085	111.5							
<b>4th</b>	<b>70</b>	<b>Hugo GIRARDET</b>		Coupe Yamaha		FRA		Runs=1		Total laps=7		Full laps=6	
1	2'33.364	43.978	31.789	42.999	34.598		1	2'28.251	39.753	30.939	42.721	34.838	
2	2'25.887	38.998	30.025	42.081	34.783	116.4	2	2'25.125	38.386	30.034	41.934	34.771	122.7
3	2'25.434	39.129	29.776	41.990	34.539	116.6	3	2'27.240	39.188	30.169	42.181	35.702	119.2
4	2'23.957	38.452	30.068	41.478	33.959	117.2	4	2'26.119	39.035	30.150	42.446	34.488	116.2
5	2'23.856	38.046	29.764	41.685	34.361	119.2	5	2'25.472	38.804	30.077	41.829	34.762	115.8
6	2'25.709	39.527	30.577	41.542	34.063	116.0	6	2'37.807	45.133	34.735	42.839	35.100	116.1
7	2'25.080	39.577	29.647	41.680	34.176	112.5	7	2'38.654	39.002	30.860	50.644	38.148	118.4
<b>5th</b>	<b>51</b>	<b>Hugo ROBERT</b>		Coupe Yamaha		FRA		Runs=1		Total laps=6		Full laps=4	
1	2'27.774	40.032	30.415	42.876	34.451		1	2'28.865	40.717	30.899	42.231	35.018	
2	2'24.885	38.318	29.850	42.294	34.423	118.0	2	2'25.414	38.163	30.086	42.615	34.550	121.0
3	2'29.539	39.739	29.820	44.635	35.345	113.1	3	2'26.468	38.731	30.453	41.973	35.311	118.9
4	2'30.516	38.923	29.744	46.895	34.954	114.9	4	2'25.803	39.486	30.340	41.325	34.652	114.4
5	2'24.107	39.304	29.331	41.615	33.857	113.7	5	2'26.424	39.477	29.981	42.311	34.655	114.8
6	5'21.695 P	39.413	29.577	41.376	3'31.329	114.4	6	2'25.550	38.955	30.213	42.205	34.177	120.2
							7	2'25.992	39.494	29.915	42.177	34.406	113.0
<b>6th</b>	<b>21</b>	<b>Loïc MILLET</b>		Coupe Yamaha		FRA		Runs=1		Total laps=7		Full laps=6	
1	2'27.068	39.184	30.789	42.608	34.487		1	2'27.068	39.184	30.789	42.608	34.487	
2	2'25.535	38.672	30.273	42.073	34.517	120.1	2	2'25.535	38.672	30.273	42.073	34.517	120.1
3	2'26.192	39.590	30.248	42.068	34.286	113.6	3	2'26.192	39.590	30.248	42.068	34.286	113.6

**Fastest Lap:** Vincent CARRIÈ Coupe Yamaha FRA 2'20.824 38.335 28.701 40.577 33.211

# Qualifying

# Coupe Yamaha

Lap	Lap Time	T1	T2	T3	T4	Speed	Lap	Lap Time	T1	T2	T3	T4	Speed
4	<b>2'25.941</b>	39.786	30.128	42.012	34.015	112.6	<b>18th</b>	<b>19</b>	<b>Nathan LEROUX</b> Coupe Yamaha FRA				Runs=1 Total laps=7 Full laps=6
5	<b>2'27.023</b>	39.962	30.190	42.068	34.803	113.1							
6	<b>2'29.595</b>	41.786	30.832	41.939	35.038	114.5							
7	<b>2'25.584</b>	39.600	30.120	41.842	34.022	112.8							
1	2'35.157	43.239	32.424	43.576	35.918								
2	<b>2'28.679</b>	38.703	31.454	42.887	35.635	118.7							
3	<b>2'29.702</b>	39.036	31.745	43.243	35.678	117.3							
<b>12th</b>	<b>29</b>	<b>Theo EISEN</b> Coupe Yamaha FRA				Runs=1 Total laps=7 Full laps=6							
		1	2'34.227	42.921	32.110		43.577	35.619					
		2	<b>2'29.421</b>	39.573	31.013		42.817	36.018	116.3				
		3	<b>2'30.122</b>	39.625	31.084		43.628	35.785	114.8				
		4	<b>2'27.569</b>	39.548	30.449		42.620	34.952	116.0				
		5	<b>2'28.258</b>	40.085	30.739		42.224	35.210	113.6				
		6	<b>2'27.603</b>	39.481	30.688		42.412	35.022	116.6				
<b>13th</b>	<b>94</b>	<b>Christophe GUYOT</b> Coupe Yamaha FRA				Runs=1 Total laps=7 Full laps=6							
		1	2'27.612	39.592	30.561		42.926	34.533					
		2	<b>2'27.041</b>	39.283	30.208		42.949	34.601	117.2				
		3	<b>2'26.268</b>	38.830	30.344		42.119	34.975	119.9				
		4	<b>2'26.372</b>	39.308	30.299		42.418	34.347	116.5				
		5	<b>2'26.573</b>	38.924	30.087		42.495	35.067	115.9				
		6	<b>2'28.258</b>	39.790	30.551		42.734	35.183	115.3				
<b>14th</b>	<b>22</b>	<b>Florian CHAYNE</b> Coupe Yamaha FRA				Runs=1 Total laps=5 Full laps=4							
		1	2'36.764	45.031	32.624		42.827	36.282					
		2	<b>2'28.257</b>	39.115	31.114		42.548	35.480	119.9				
		3	<b>2'27.699</b>	38.812	31.298		42.295	35.294	118.7				
		4	<b>2'29.926</b>	39.686	31.220		43.830	35.190	114.4				
		5	<b>2'26.558</b>	38.499	30.542		42.357	35.160	122.7				
		unfinished	40.044						117.2				
<b>15th</b>	<b>64</b>	<b>François PACOU</b> Coupe Yamaha FRA				Runs=1 Total laps=7 Full laps=6							
		1	2'30.857	42.463	30.502		42.749	35.143					
		2	<b>2'28.243</b>	39.274	30.797		43.183	34.989	115.5				
		3	<b>2'28.794</b>	39.703	30.929		43.319	34.843	114.5				
		4	<b>2'27.508</b>	39.326	30.321		43.119	34.742	115.2				
		5	<b>2'26.694</b>	39.174	30.043		42.605	34.872	115.9				
		6	<b>2'27.336</b>	39.105	30.021		43.336	34.874	117.4				
<b>16th</b>	<b>24</b>	<b>Enzo CELOTTO</b> Coupe Yamaha FRA				Runs=1 Total laps=7 Full laps=6							
		1	2'35.874	42.808	32.350		43.911	36.805					
		2	<b>2'27.673</b>	38.712	30.732		42.478	35.751	119.3				
		3	<b>2'29.946</b>	40.158	30.919		43.084	35.785	115.6				
		4	<b>2'28.613</b>	39.181	30.965		43.077	35.390	115.8				
		5	<b>2'28.019</b>	40.176	30.518		42.260	35.065	117.9				
		6	<b>2'26.980</b>	39.884	30.161		41.646	35.289	120.5				
<b>17th</b>	<b>2</b>	<b>Thomas PINTO</b> Coupe Yamaha FRA				Runs=1 Total laps=6 Full laps=5							
		1	2'47.512	57.083	31.238		42.877	36.314					
		2	<b>2'28.740</b>	39.513	30.664		42.507	36.056	121.0				
		3	<b>2'30.740</b>	38.894	31.780		43.669	36.397	118.9				
		4	<b>2'27.039</b>	39.267	30.267		42.003	35.502	118.5				
		5	<b>2'28.849</b>	40.248	30.448		42.803	35.350	115.0				
		6	<b>2'28.679</b>	40.554	30.370		42.331	35.424	113.7				
<b>19th</b>	<b>98</b>	<b>Garence TOSI</b> Coupe Yamaha FRA				Runs=1 Total laps=6 Full laps=4							
		1	2'39.328	44.803	32.672		44.300	37.553					
		2	<b>2'33.515</b>	39.875	31.384		44.178	38.078	116.2				
		3	<b>2'35.007</b>	41.779	32.165		43.834	37.229	117.5				
		4	<b>2'28.504</b>	39.392	29.978		42.835	36.299	117.8				
		5	<b>2'31.162</b>	39.722	31.210		43.524	36.706	116.4				
		unfinished	40.044						117.2				
<b>20th</b>	<b>27</b>	<b>Lazare PACOU</b> Coupe Yamaha FRA				Runs=1 Total laps=6 Full laps=5							
		1	2'47.309	56.131	31.058		43.634	36.486					
		2	<b>2'29.052</b>	40.128	30.358		42.951	35.615	116.0				
		3	<b>2'30.901</b>	39.789	30.931		43.917	36.264	115.3				
		4	<b>2'32.377</b>	41.009	31.346		43.167	36.855	112.2				
		5	<b>2'29.114</b>	39.871	30.493		43.216	35.534	112.2				
		6	<b>2'28.837</b>	39.279	30.278		43.117	36.163	118.9				
<b>21st</b>	<b>7</b>	<b>Serge PERNET-CO</b> Coupe Yamaha FRA				Runs=1 Total laps=6 Full laps=5							
		1	2'46.685	53.907	32.542		43.566	36.670					
		2	<b>2'31.392</b>	41.197	31.188		43.184	35.823	112.5				
		3	<b>2'31.268</b>	40.667	31.205		43.248	36.148	112.5				
		4	<b>2'29.072</b>	39.373	31.292		42.885	35.522	119.1				
		5	<b>2'31.369</b>	40.132	30.995		44.766	35.476	112.8				
		6	<b>2'30.639</b>	40.103	30.751		43.592	36.193	112.9				
<b>22nd</b>	<b>44</b>	<b>Amandine GALLET</b> Coupe Yamaha FRA				Runs=1 Total laps=6 Full laps=5							
		1	2'40.886	47.009	33.511		43.647	36.719					
		2	<b>2'33.084</b>	40.857	31.833		43.814	36.580	118.4				
		3	<b>2'32.348</b>	40.667	32.016		43.285	36.380	116.1				
		4	<b>2'30.325</b>	40.403	30.939		42.760	36.223	110.6				
		5	<b>2'31.585</b>	39.645	31.827		43.499	36.614	115.4				
		6	<b>2'30.874</b>	39.803	31.346		43.209	36.516	118.5				
<b>23rd</b>	<b>50</b>	<b>Bastien HAQUIN</b> Coupe Yamaha FRA				Runs=1 Total laps=6 Full laps=5							
		1	2'40.286	45.158	33.003		44.961	37.164					
		2	<b>2'34.545</b>	43.136	31.194		43.790	36.425	114.1				
		3	<b>2'33.302</b>	40.591	31.792		43.631	37.288	113.7				
		4	<b>2'31.986</b>	40.294	30.664		43.445	37.583	119.7				
		5	<b>2'30.899</b>	39.862	31.577		43.506	35.954	118.9				
		6	<b>2'33.235</b>	41.176	30.972		43.692	37.395	113.0				
<b>24th</b>	<b>66</b>	<b>Jean-luc MEYSTER</b> Coupe Yamaha FRA				Runs=1 Total laps=6 Full laps=5							
		1	2'41.442	47.283	32.906		44.487	36.766					
		2	<b>2'31.387</b>	39.826	31.247		43.454	36.860	121.3				
		3	<b>2'31.821</b>	40.605	31.458		43.466	36.292	116.5				
		4	<b>2'31.133</b>	40.271	31.470		43.367	36.025	113.3				
		5	<b>2'30.976</b>	40.198	31.186		43.184	36.408	114.1				
		unfinished											

**Fastest Lap:** Vincent CARRIÉ Coupe Yamaha FRA **2'20.824** 38.335 28.701 40.577 33.211

DORNA DATA PROCESSING TIMING SERVICE DORNA DATA PROCESSING TIMING SERVICE DORNA DATA PROCESSING TIMING SERVICE DORNA DATA PROCESSING TIMING SERVICE DORNA DATA PROCESSING TIMING SERVICE DORNA DATA PROCESSING TIMING SERVICE DORNA DATA PROCESSING TIMING SERVICE DORNA DATA PROCCESSS





