
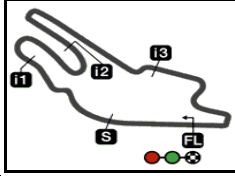


Le Mans

Results and timing service provided by  **TISSOT**

4185 m.

MONSTER ENERGY GRAND PRIX DE FRANCE**MT-09****Free Practice
Classification****3**

Rider	Nation	Team	Motorcycle	Time	Lap	Total	Gap	Top Speed
1 8 kévin RAMBURE	FRA	MOTOLAND	YAMAHA MT-09	1'49.131	8	8		215.1
2 6 clément MARMONT	FRA	MOTO AIN	YAMAHA MT-09	1'49.306	6	7	0.175 0.175	218.3
3 37 barbara COLLET	FRA	TEAM DELETANG 41	YAMAHA MT-09	1'51.223	6	8	2.092 1.917	221.7
4 32 pierre GELAS	FRA	MOTO AIN	YAMAHA MT-09	1'51.628	7	8	2.497 0.405	214.1
5 94 christophe GUYOT	FRA	YAMAHA LES 2 ROUES	YAMAHA MT-09	1'51.689	8	8	2.558 0.061	216.0
6 59 olivier ALEXANDRE	FRA	START AND GO	YAMAHA MT-09	1'51.704	8	8	2.573 0.015	216.6
7 99 pierre CHAPUIS	FRA	MOTO AIN	YAMAHA MT-09	1'51.960	8	8	2.829 0.256	214.5
8 41 cédric PARMENTIER	FRA	TEAM DELETANG 41	YAMAHA MT-09	1'52.405	7	8	3.274 0.445	219.0
9 36 arnaud DEJEAN	FRA	AUDEMAR	YAMAHA MT-09	1'52.420	8	8	3.289 0.015	221.4
10 17 florent PARRET	FRA	TEAM 202/CMPN PARIS	YAMAHA MT-09	1'52.990	8	8	3.859 0.570	214.9
11 27 philippe MUHLMEYER	FRA	ALAIN MOTOS	YAMAHA MT-09	1'53.456	6	8	4.325 0.466	221.3
12 64 jonathan GRIMBER	FRA	ACROMOTO	YAMAHA MT-09	1'53.966	6	8	4.835 0.510	214.1
13 1 Zef ENAULT	FRA	YAMAHA MOTOR FRANCE	YAMAHA MT-09	1'54.086	8	8	4.955 0.120	211.9
14 35 pascal FLEURIAL	FRA	RICARD MOTO	YAMAHA MT-09	1'54.710	7	8	5.579 0.624	210.7
15 72 jarno LANGLOIS	FRA	YAM FACTORY	YAMAHA MT-09	1'55.516	8	8	6.385 0.806	212.0
16 4 christophe COSTES	FRA	DUBOIS MOTOS	YAMAHA MT-09	1'55.540	8	8	6.409 0.024	217.3
17 22 olivier CALIA	FRA	TEAM 202/CMPN PARIS	YAMAHA MT-09	1'56.520	5	8	7.389 0.980	211.3
18 13 sébastien SERRA	FRA	AUDEMAR	YAMAHA MT-09	1'56.573	7	8	7.442 0.053	212.5
19 31 julien TONIUTTI	FRA	YAMAHA MOTOR FRANCE	YAMAHA MT-09	1'56.599	5	8	7.468 0.026	208.3
20 50 olivier GARREAU	FRA	AUVERGNE MOTOS	YAMAHA MT-09	1'57.451	7	8	8.320 0.852	211.4
21 18 mounir MOUSSAOUI	FRA	FREE BIKE	YAMAHA MT-09	1'57.739	6	7	8.608 0.288	215.0
22 16 ginel MOLTON	FRA	CHARENTE MOTOS LOISIRS	YAMAHA MT-09	1'59.566	5	6	10.435 1.827	216.4
23 65 denis TARTAGLIONE	FRA	MOTO AIN	YAMAHA MT-09	2'00.866	6	7	11.735 1.300	208.4
24 55 philippe NICOLAS	FRA	DUBOIS MOTOS	YAMAHA MT-09	2'01.712	6	7	12.581 0.846	210.4
25 33 mathieu RAVIER	FRA	TEAM 202/CMPN PARIS	YAMAHA MT-09	2'05.378	5	7	16.247 3.666	202.5
26 11 didier LORENZI	FRA	BEST OF BIKE	YAMAHA MT-09	2'05.905	3	6	16.774 0.527	201.2

Not classified

10 cyril HUVIER FRA MECA MOTO YAMAHA MT-09

Practice condition: Dry

Air: 22°

Humidity: 36%

Ground: 41°

Fastest Lap:

Lap: 8

kévin RAMBURE

1'49.131

138 Km/h

Circuit Record Lap:

2013

Martin VAN HAEREN

2'38.814

94.8 Km/h

Circuit Best Lap:

2014

kévin RAMBURE

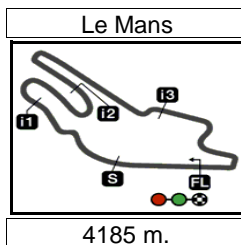
1'49.131

138.0 Km/h

The results are provisional until the end of the limit for protest and appeals.

Time limit for protest expires 30' after publication of the results - Mr. Time:

DORNA DATA PROCESSING TIMING SERVICE DORNA DATA PROCESSING TIMING SERVICE DORNA DATA PROCESSING TIMING SERVICE DORNA DATA PROCESSING TIMING SERVICE DORNA DATA PROCESSING TIMING SERVICE DORNA DATA PROCESSING TIMING SERVICE DORNA DATA PROCESSING TIMING SERVICE DORNA DATA PROCCESSS



Results and timing service provided by **TISSOT**

MT-09

MONSTER ENERGY GRAND PRIX DE FRANCE

Free Practice

Chronological Analysis of Performances

5

Lap						Lap							
Lap	Lap Time	T1	T2	T3	T4 Speed	Lap	Lap Time	T1	T2	T3	T4 Speed		
1st	8	kévin RAMBURE MOTOLAND FRA				7	1'51.782	26.502	24.911	31.201	29.168	215.3	
		Runs=1	Total laps=8	Full laps=7	8	1'51.689	26.764	24.752	31.050	29.123	212.0		
1	2'22.756	51.059	27.714	32.785	31.198	6th	59	olivier ALEXANDR START AND GO FRA					
2	1'53.529	27.513	25.031	31.573	29.412	214.1			Runs=1	Total laps=8	Full laps=7		
3	1'51.394	26.630	24.717	31.185	28.862	210.8	1	2'31.723	56.047	29.749	34.316	31.611	
4	1'50.135	26.364	24.278	31.045	28.448	212.1	2	1'56.142	27.757	26.181	32.199	30.005	215.5
5	1'50.617	26.413	24.353	31.046	28.805	214.2	3	1'53.371	27.189	25.033	31.757	29.392	215.9
6	1'49.800	26.289	24.396	30.834	28.281	211.8	4	1'52.022	26.419	24.970	31.645	28.988	213.5
7	1'49.831	26.245	24.375	30.839	28.372	215.1	5	1'52.437	26.906	25.093	31.468	28.970	205.7
8	1'49.131	26.140	24.251	30.569	28.171	211.8	6	1'52.364	26.596	24.995	31.480	29.293	215.0
2nd	6	clément MARMON MOTO AIN FRA				7	1'52.469	26.346	25.046	31.785	29.292	216.6	
		Runs=1	Total laps=7	Full laps=5	8	1'51.704	26.572	25.043	31.170	28.919	213.1		
1	2'32.791	57.293	29.605	34.038	31.855	7th	99	pierre CHAPUIS MOTO AIN FRA					
2	1'53.562	27.167	25.396	31.810	29.189	216.4			Runs=1	Total laps=8	Full laps=7		
3	1'51.106	26.452	24.862	31.223	28.569	217.4	1	2'24.751	50.991	28.850	34.167	30.743	
4	1'50.134	25.967	24.499	31.103	28.565	218.3	2	1'55.053	27.639	26.093	31.937	29.384	214.5
5	1'49.347	26.147	24.427	30.523	28.250	216.4	3	1'52.590	26.813	25.252	31.379	29.146	208.6
6	1'49.306	25.767	24.668	30.620	28.251	215.6	4	1'51.993	26.626	24.889	31.329	29.149	207.9
7	2'04.006 P	25.812	24.577	33.239	40.378	215.4	5	1'53.705	27.006	25.066	32.584	29.049	207.7
3rd	37	barbara COLLET TEAM DELETANG 41 FRA				6	1'52.027	26.738	24.950	31.247	29.092	209.2	
		Runs=1	Total laps=8	Full laps=7	7	1'59.874	26.839	25.794	37.983	29.258	207.0		
1	2'34.935	59.941	29.523	34.553	30.918	8	1'51.960	26.600	25.079	31.130	29.151	210.2	
2	1'54.859	27.386	25.989	31.931	29.553	217.3	8th	41	cédric PARMENTIE TEAM DELETANG 41 FRA				
3	1'52.626	26.918	25.087	31.246	29.375	218.8			Runs=1	Total laps=8	Full laps=7		
4	1'51.714	26.309	25.207	31.138	29.060	221.7	1	2'47.494	1'08.969	30.798	35.439	32.288	
5	1'52.152	26.492	25.004	31.223	29.433	219.3	2	1'58.803	28.486	27.394	32.613	30.310	212.8
6	1'51.223	26.440	24.947	30.774	29.062	218.2	3	1'55.127	27.342	25.925	32.047	29.813	213.9
7	1'51.961	26.330	24.943	31.364	29.324	219.7	4	1'53.982	26.764	25.254	31.553	30.411	219.0
8	1'51.690	26.913	24.921	30.973	28.883	213.5	5	1'53.482	27.027	25.434	31.561	29.460	208.6
4th	32	pierre GELAS MOTO AIN FRA				6	1'53.231	26.735	25.451	31.409	29.636	212.0	
		Runs=1	Total laps=8	Full laps=7	7	1'52.405	26.641	25.106	31.282	29.376	212.0		
1	2'24.518	49.957	29.202	33.513	31.846	8	1'53.097	27.051	25.259	31.258	29.529	209.4	
2	1'56.742	27.733	26.531	32.035	30.443	213.3	9th	36	arnaud DEJEAN AUDEMAR FRA				
3	1'53.847	26.908	25.383	31.620	29.936	212.0			Runs=1	Total laps=8	Full laps=7		
4	1'53.362	26.755	25.520	31.406	29.681	212.3	1	2'50.993	1'06.033	33.408	37.892	33.660	
5	1'52.287	26.426	25.123	31.325	29.413	214.1	2	2'00.955	28.875	27.819	33.100	31.161	216.9
6	1'51.863	26.437	25.029	31.272	29.125	213.6	3	1'54.118	27.078	25.595	31.732	29.713	217.3
7	1'51.628	26.421	24.939	31.126	29.142	213.3	4	1'53.349	26.556	25.657	31.381	29.755	216.5
8	1'51.875	26.482	24.989	31.254	29.150	210.6	5	1'54.302	26.624	25.843	31.454	30.381	218.5
5th	94	christophe GUYOT YAMAHA LES 2 ROU FRA				6	1'53.209	26.168	25.545	31.398	30.098	217.9	
		Runs=1	Total laps=8	Full laps=7	7	1'52.892	26.266	25.586	31.242	29.798	221.4		
1	2'30.087	51.063	30.753	35.764	32.507	8	1'52.420	26.363	25.307	31.345	29.405	213.7	
2	1'57.383	28.625	26.266	32.503	29.989	213.6	10th	17	florent PARRET TEAM 202/CMPN PA FRA				
3	1'53.257	26.982	25.260	31.480	29.535	216.0			Runs=1	Total laps=8	Full laps=7		
4	1'52.406	26.696	25.007	31.273	29.430	214.1	1	2'40.835	56.992	32.149	37.643	34.051	
5	1'52.177	26.787	24.783	31.375	29.232	213.4	2	2'01.253	29.686	27.421	33.671	30.475	208.1
6	1'51.897	26.597	24.680	31.133	29.487	214.4	3	1'58.269	28.355	26.376	33.118	30.420	206.8

Fastest Lap:	kévin RAMBURE	MOTOLAND	FRA	1'49.131	26.140	24.251	30.569	28.171
---------------------	---------------	----------	-----	-----------------	--------	--------	--------	--------

DORNA DATA PROCESSING TIMING SERVICE DORNA DATA PROCESSING TIMING SERVICE DORNA DATA PROCESSING TIMING SERVICE DORNA DATA PROCESSING TIMING SERVICE DORNA DATA PROCESSING TIMING SERVICE DORNA DATA PROCESSING TIMING SERVICE DORNA DATA PROCCESSS

Free Practice

MT-09

Lap	Lap Time	T1	T2	T3	T4	Speed	Lap	Lap Time	T1	T2	T3	T4	Speed
4	1'55.822	27.372	25.430	32.228	30.792	214.9	1	2'40.062	56.277	31.798	38.082	33.905	
5	1'56.288	27.324	26.108	33.055	29.801	210.1	2	2'01.093	29.739	26.677	33.725	30.952	207.9
6	1'53.905	27.160	25.235	31.779	29.731	210.5	3	1'57.460	28.028	26.127	32.760	30.545	212.5
7	1'53.615	27.197	25.482	31.534	29.402	210.8	4	1'57.423	27.650	25.873	32.545	31.355	213.8
8	1'52.990	27.190	25.452	31.407	28.941	211.1	5	1'58.156	28.237	26.183	32.591	31.145	212.9
11th 27 philippe MUHLMY ALAIN MOTOS FRA							17th 22 olivier CALIA TEAM 202/CMPN PA FRA						
Runs=1 Total laps=8 Full laps=7							Runs=1 Total laps=8 Full laps=7						
1	2'32.154	58.877	27.385	33.946	31.946		1	2'49.732	1'06.879	32.291	36.809	33.753	
2	1'56.214	28.155	25.663	32.447	29.949	220.6	2	2'02.642	29.631	27.280	33.954	31.777	194.0
3	1'53.725	27.066	24.965	31.714	29.980	221.3	3	1'58.732	28.231	26.442	33.285	30.774	211.3
4	1'53.594	27.094	25.220	31.647	29.633	220.0	4	1'57.651	28.001	26.490	32.647	30.513	211.1
5	1'53.553	26.964	25.030	31.924	29.635	218.8	5	1'56.520	27.837	25.808	32.901	29.974	200.6
6	1'53.456	26.944	25.187	31.854	29.471	217.6	6	1'57.492	27.851	26.206	33.004	30.431	203.5
7	1'54.510	27.093	25.332	32.328	29.757	216.8	7	1'57.684	28.312	26.495	32.735	30.142	182.3
8	1'54.932	27.292	25.526	32.484	29.630	214.5	8	1'56.843	27.947	26.283	32.288	30.325	203.8
12th 64 jonathan GRIMBER ACROMOTO FRA							18th 13 sébastien SERRA AUDEMAR FRA						
Runs=1 Total laps=8 Full laps=6							Runs=1 Total laps=8 Full laps=7						
1	2'45.478	1'06.855	31.775	34.786	32.062		1	2'41.758	1'06.149	29.306	33.858	32.445	
2	1'57.885	28.666	26.866	32.208	30.145	209.9	2	2'00.035	28.761	26.702	33.355	31.217	211.2
3	1'56.364	27.589	26.192	32.461	30.122	214.1	3	1'58.845	28.403	26.359	32.900	31.183	209.6
4	1'56.040	27.215	25.665	32.212	30.948	212.8	4	1'57.562	28.044	26.353	32.216	30.949	212.5
5	1'54.978	27.358	26.210	31.564	29.846	212.4	5	1'57.047	27.800	26.359	32.338	30.550	209.7
6	1'53.966	27.110	25.791			211.0	6	1'57.811	27.802	26.179	33.039	30.791	212.0
7	1'55.035	27.337	25.737	31.790	30.171	209.6	7	1'56.573	27.619	26.034	32.642	30.278	208.4
8	1'55.326 P	27.267	26.043	31.866	30.150	207.4	8	1'56.585	27.449	25.826	32.816	30.494	207.3
13th 1 Zef ENAULT YAMAHA MOTOR FR FRA							19th 31 julien TONIUTTI YAMAHA MOTOR FR FRA						
Runs=1 Total laps=8 Full laps=7							Runs=1 Total laps=8 Full laps=7						
1	2'53.126	1'10.446	31.996	37.027	33.657		1	2'49.870	1'09.383	30.271	36.622	33.594	
2	2'03.598	29.946	28.070	34.123	31.459	211.1	2	2'02.051	28.764	27.570	34.143	31.574	205.2
3	1'58.227	27.977	26.783	32.949	30.518	211.1	3	1'59.706	28.212	26.437	34.179	30.878	206.3
4	1'56.677	28.209	26.178	32.231	30.059	210.6	4	1'57.679	28.007	26.188	33.068	30.416	208.3
5	1'55.058	27.232	25.615	32.115	30.096	211.3	5	1'56.599	27.612	26.150	32.440	30.397	207.6
6	1'56.296	27.481	26.062	32.614	30.139	211.9	6	1'57.652	28.030	26.659	32.732	30.231	207.4
7	1'54.705	26.940	25.664	32.275	29.826	207.9	7	2'00.139	27.946	27.944	33.344	30.905	207.2
8	1'54.086	27.031	25.385	31.962	29.708	208.8	8	1'58.990	28.859	26.241	33.124	30.766	195.1
14th 35 pascal FLEURIAL RICARD MOTO FRA							20th 50 olivier GARREAU AUVERGNE MOTOS FRA						
Runs=1 Total laps=8 Full laps=7							Runs=1 Total laps=8 Full laps=7						
1	2'55.629	1'09.743	33.134	37.926	34.826		1	2'36.887	59.123	29.927	35.204	32.633	
2	2'02.817	29.648	27.781	34.032	31.356	209.4	2	2'00.125	28.295	27.194	33.342	31.294	211.4
3	1'57.027	27.730	26.243	32.592	30.462	209.9	3	1'59.588	28.253	27.227	33.073	31.035	208.2
4	1'55.215	27.467	25.405	32.089	30.254	210.7	4	1'58.362	27.803	26.750	33.054	30.755	209.1
5	1'55.373	27.454	25.638	32.124	30.157	210.3	5	1'58.723	27.803	26.806	32.805	31.309	208.5
6	1'56.318	27.558	25.810	33.230	29.720	203.0	6	1'57.546	27.536	26.199	32.868	30.943	211.0
7	1'54.710	27.251	25.325	32.742	29.392	206.1	7	1'57.451	28.112	26.277	32.500	30.562	208.5
8	1'55.000	27.370	25.183	32.601	29.846	203.4	8	1'58.120	27.627	26.428	33.644	30.421	208.5
15th 72 jarno LANGLOIS YAM FACTORY FRA							21st 18 mounir MOUSSAO FREE BIKE FRA						
Runs=1 Total laps=8 Full laps=7							Runs=1 Total laps=7 Full laps=6						
1	2'49.337	1'07.776	31.551	35.801	34.209		1	2'59.738	1'14.661	32.648	38.514	33.915	
2	2'01.718	28.857	27.432	33.597	31.832	211.9	2	2'06.035	30.861	28.941	34.427	31.806	192.1
3	1'59.885	28.018	27.555	33.336	30.976	208.9	3	2'01.173	28.947	27.298	33.933	30.995	215.0
4	1'57.572	27.677	26.769	32.570	30.556	208.0	4	1'59.839	29.008	27.273	32.770	30.788	193.1
5	2'00.023	27.314	26.551	32.660	33.498	209.4	5	2'00.151	27.990	26.727	33.711	31.723	209.5
6	1'56.613	27.653	26.085	32.559	30.316	212.0	6	1'57.739	28.306	26.624	32.885	29.924	201.1
7	1'56.289	27.060	26.374	32.401	30.454	209.8	7	1'59.180	28.077	26.853	33.319	30.931	207.4
8	1'55.516	27.026	25.786	32.292	30.412	208.8							
16th 4 christophe COSTE DUBOIS MOTOS FRA													
Runs=1 Total laps=8 Full laps=7													

Fastest Lap: kévin RAMBURE	MOTOLAND	FRA	1'49.131	26.140	24.251	30.569	28.171
-----------------------------------	----------	-----	----------	--------	--------	--------	--------

DORNA DATA PROCESSING TIMING SERVICE DORNA DATA PROCESSING TIMING SERVICE DORNA DATA PROCESSING TIMING SERVICE DORNA DATA PROCESSING TIMING SERVICE DORNA DATA PROCESSING TIMING SERVICE DORNA DATA PROCESSING TIMING SERVICE DORNA DATA PROCESSING TIMING SERVICE DORNA DATA PROCCESSUS

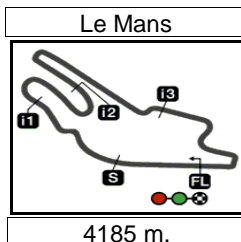
Free Practice

MT-09

Lap	Lap Time	T1	T2	T3	T4	Speed	Lap	Lap Time	T1	T2	T3	T4	Speed
22nd 16 ginel MOLTON CHARENTE MOTOS FRA													
		Runs=1	Total laps=6	Full laps=4									
1	2'57.702	1'17.845	30.138	36.074	33.645								
2	2'04.754	29.636	28.367	34.208	32.543	216.4							
3	2'01.505	28.721	27.713			215.7							
4	2'01.218	28.851	27.223	33.316	31.828	209.0							
5	1'59.566	28.580	27.384			211.5							
6	2'06.244 P	29.337	27.072	33.546	36.289	208.4							
23rd 65 denis TARTAGLIO MOTO AIN FRA													
		Runs=1	Total laps=7	Full laps=6									
1	2'52.227	1'05.546	33.112	39.062	34.507								
2	2'08.549	31.257	29.409	35.104	32.779	195.4							
3	2'01.323	28.925	27.555	33.527	31.316	208.4							
4	2'02.853	30.577	27.414	33.397	31.465	200.4							
5	2'01.789	29.141	27.025	33.980	31.643	203.5							
6	2'00.866	28.993	27.178	33.535	31.160	207.3							
7	2'03.814	28.920	27.650	33.897	33.347	203.0							
24th 55 philippe NICOLAS DUBOIS MOTOS FRA													
		Runs=1	Total laps=7	Full laps=6									
1	2'52.831	1'10.793	31.878	36.369	33.791								
2	2'06.354	31.045	28.451	34.581	32.277	205.9							
3	2'01.902	29.081	27.016	33.908	31.897	208.0							
4	2'02.757	28.967	27.606	34.320	31.864	206.8							
5	2'02.612	29.061	27.399	34.550	31.602	207.7							
6	2'01.712	28.243	27.108	34.380	31.981	210.4							
7	2'02.319	28.732	27.890	33.834	31.863	200.1							
25th 33 mathieu RAVIER TEAM 202/CMPN PA FRA													
		Runs=2	Total laps=7	Full laps=4									
1	2'47.662	58.624	33.789	39.157	36.092								
2	2'10.080	30.735	29.292	35.638	34.415	198.2							
3	2'07.972	30.027	29.015	35.797	33.133	202.5							
4	2'07.638	29.923	28.829	35.572	33.314	199.0							
5	2'05.378	29.529	28.271	35.067	32.511	198.5							
6	2'08.347 P	29.421	28.183	35.494	35.249	199.2							
7	2'31.536 P	51.638	28.540	34.939	36.419								
26th 11 didier LORENZI BEST OF BIKE FRA													
		Runs=1	Total laps=6	Full laps=4									
1	3'06.017	1'19.061	33.198	37.495	36.263								
2	2'10.338	31.318	29.630	35.833	33.557	193.5							
3	2'05.905	29.369	28.595	35.079	32.862	195.1							
4	2'07.224	29.880	29.294	35.715	32.335	193.3							
5	2'06.441	29.593	29.114	35.068	32.666	194.5							
6	2'13.381 P	28.883	27.828	35.443	41.227	201.2							
27th 10 cyril HUVIER MECA MOTO FRA													
		Runs=3	Total laps=3	Full laps=0									
1	3'42.728 P	1'49.460	32.053	45.790	35.425								
2	7'26.456 P	5'30.372	32.933										
3	6'07.935 P	4'10.992	33.099										

Fastest Lap:	kévin RAMBURE	MOTOLAND	FRA	1'49.131	26.140	24.251	30.569	28.171
---------------------	---------------	----------	-----	-----------------	--------	--------	--------	--------

DORNA DATA PROCESSING TIMING SERVICE DORNA DATA PROCESSING TIMING SERVICE DORNA DATA PROCESSING TIMING SERVICE DORNA DATA PROCESSING TIMING SERVICE DORNA DATA PROCESSING TIMING SERVICE DORNA DATA PROCESSING TIMING SERVICE DORNA DATA PROCESSING TIMING SERVICE DORNA DATA PROCESSING TIMING SERVICE DORNA DATA PROCESSING TIMING SERVICE DORNA DATA PROCCESSS



Results and timing service provided by **TISSOT**

MT-09

MONSTER ENERGY GRAND PRIX DE FRANCE

Free Practice

Best Partial Times


IT Ideal Lap Time, sum of the best partial times

BT Best Lap Time

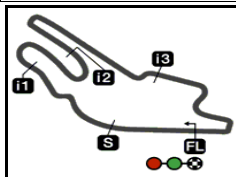
<i>T1</i>		<i>T2</i>		<i>T3</i>		<i>T4</i>				<i>IT</i>	<i>BT</i>	
<i>Pos</i>	<i>Rider</i>	<i>Time</i>	<i>Rider</i>	<i>Time</i>	<i>Rider</i>	<i>Time</i>	<i>Rider</i>	<i>Time</i>	<i>Pos</i>	<i>Rider</i>		
1	c.MARMONT	25.767	k.RAMBURE	24.251	c.MARMONT	30.523	k.RAMBURE	28.171	1	c.MARMONT	1'48.967	1'49.306 (2)
2	k.RAMBURE	26.140	c.MARMONT	24.427	k.RAMBURE	30.569	c.MARMONT	28.250	2	k.RAMBURE	1'49.131	1'49.131 (1)
3	a.DEJEAN	26.168	c.GUYOT	24.680	b.COLLET	30.774	b.COLLET	28.883	3	b.COLLET	1'50.887	1'51.223 (3)
4	b.COLLET	26.309	p.CHAPUIS	24.889	c.GUYOT	31.050	o.ALEXANDRE	28.919	4	c.GUYOT	1'51.355	1'51.689 (5)
5	o.ALEXANDRE	26.346	b.COLLET	24.921	p.GELAS	31.126	f.PARRET	28.941	5	o.ALEXANDRE	1'51.405	1'51.704 (6)
6	p.GELAS	26.421	p.GELAS	24.939	p.CHAPUIS	31.130	p.CHAPUIS	29.049	6	p.GELAS	1'51.611	1'51.628 (4)
7	c.GUYOT	26.502	p.MUHLMEYER	24.965	o.ALEXANDRE	31.170	c.GUYOT	29.123	7	p.CHAPUIS	1'51.668	1'51.960 (7)
8	p.CHAPUIS	26.600	o.ALEXANDRE	24.970	a.DEJEAN	31.242	p.GELAS	29.125	8	a.DEJEAN	1'52.122	1'52.420 (9)
9	c.PARMENTIER	26.641	c.PARMENTIER	25.106	c.PARMENTIER	31.258	c.PARMENTIER	29.376	9	c.PARMENTIE	1'52.381	1'52.405 (8)
10	Z.ENAULT	26.940	p.FLEURIAL	25.183	f.PARRET	31.407	p.FLEURIAL	29.392	10	f.PARRET	1'52.743	1'52.990 (10)
11	p.MUHLMEYER	26.944	f.PARRET	25.235	j.GRIMBER	31.564	a.DEJEAN	29.405	11	p.MUHLMEYE	1'53.027	1'53.456 (11)
12	j.LANGLOIS	27.026	a.DEJEAN	25.307	p.MUHLMEYER	31.647	p.MUHLMEYER	29.471	12	p.FLEURIAL	1'53.915	1'54.710 (14)
13	j.GRIMBER	27.110	Z.ENAULT	25.385	Z.ENAULT	31.962	Z.ENAULT	29.708	13	Z.ENAULT	1'53.995	1'54.086 (13)
14	f.PARRET	27.160	j.GRIMBER	25.665	p.FLEURIAL	32.089	j.GRIMBER	29.846	14	c.COSTES	1'55.250	1'55.540 (16)
15	p.FLEURIAL	27.251	c.COSTES	25.683	c.COSTES	32.107	m.MOUSSAOUI	29.924	15	j.LANGLOIS	1'55.420	1'55.516 (15)
16	s.SERRA	27.449	j.LANGLOIS	25.786	s.SERRA	32.216	c.COSTES	29.964	16	s.SERRA	1'55.769	1'56.573 (18)
17	c.COSTES	27.496	o.CALIA	25.808	o.CALIA	32.288	o.CALIA	29.974	17	o.CALIA	1'55.907	1'56.520 (17)
18	o.GARREAU	27.536	s.SERRA	25.826	j.LANGLOIS	32.292	j.TONIUTTI	30.231	18	j.TONIUTTI	1'56.433	1'56.599 (19)
19	TONIUTTI	27.612	j.TONIUTTI	26.150	j.TONIUTTI	32.440	s.SERRA	30.278	19	o.GARREAU	1'56.656	1'57.451 (20)
20	o.CALIA	27.837	o.GARREAU	26.199	o.GARREAU	32.500	j.LANGLOIS	30.316	20	m.MOUSSAOU	1'57.308	1'57.739 (21)
21	m.MOUSSAOUI	27.990	m.MOUSSAOUI	26.624	m.MOUSSAOUI	32.770	o.GARREAU	30.421	21	d.TARTAGLIO	2'00.502	2'00.866 (23)
22	p.NICOLAS	28.243	p.NICOLAS	27.016	g.MOLTON	33.316	d.TARTAGLIONE	31.160	22	p.NICOLAS	2'00.695	2'01.712 (24)
23	g.MOLTON	28.580	d.TARTAGLIONE	27.025	d.TARTAGLIONE	33.397	p.NICOLAS	31.602	23	d.LORENZI	2'04.114	2'05.905 (26)
24	d.LORENZI	28.883	g.MOLTON	27.072	p.NICOLAS	33.834	g.MOLTON	31.828	24	m.RAVIER	2'05.054	2'05.378 (25)

These data/results cannot be reproduced, stored and/or transmitted in whole or in part by any manner of electronic, mechanical, photocopying, recording, broadcasting or otherwise now known or herein after developed without the previous express consent by the copyright owner, except for reproduction in daily press and regular printed publications on sale to the public within 60 days of the event related to those data/results and always provided that copyright symbol appears together as follows below.
© DORNA, 2014

Le Mans

Results and timing service provided by  TISSOT

MT-09



4185 m.

MONSTER ENERGY GRAND PRIX DE FRANCE

Free Practice

Best Partial Times

IT Ideal Lap Time, sum of the best partial times*BT* Best Lap Time

<i>T1</i>			<i>T2</i>			<i>T3</i>			<i>T4</i>				
<i>Pos</i>	<i>Rider</i>	<i>Time</i>	<i>Rider</i>	<i>Time</i>	<i>Rider</i>	<i>Time</i>	<i>Rider</i>	<i>Time</i>	<i>Pos</i>	<i>Rider</i>	<i>IT</i>	<i>BT</i>	
25	d.TARTAGLIONE	28.920	d.LORENZI	27.828	m.RAVIER	34.939	d.LORENZI	32.335	25	j.GRIMBER		1'53.966 (12)	
26	m.RAVIER	29.421	m.RAVIER	28.183	d.LORENZI	35.068	m.RAVIER	32.511	26	g.MOLTON		1'59.566 (22)	
27	c.HUVIER	1'49.460	c.HUVIER	32.053	c.HUVIER	45.790	c.HUVIER		-1	c.HUVIER		(-1)	

